

# The Wing & Bonnet

August Issue - 2024

Vol. 31, No 8

The Official Newsletter of The British Car Club of Wichita

www.britishcarclubofwichita.com



*Hello  
Everyone!*

## Aug 3 Automobilia Show/Party

**Reserve A Space NOW:**  
Call LEW 316-990-2533 Lv name/phone

**4-10 pm FREE PARKING AT**  
Ric Wolford's Douglas Photographic  
Imaging, SPRUCE & DOUGLAS  
**MAP BELOW**

Hope everyone had a good month.

Don't forget about the Automobilia  
Car Show on August 3rd, 4pm -10

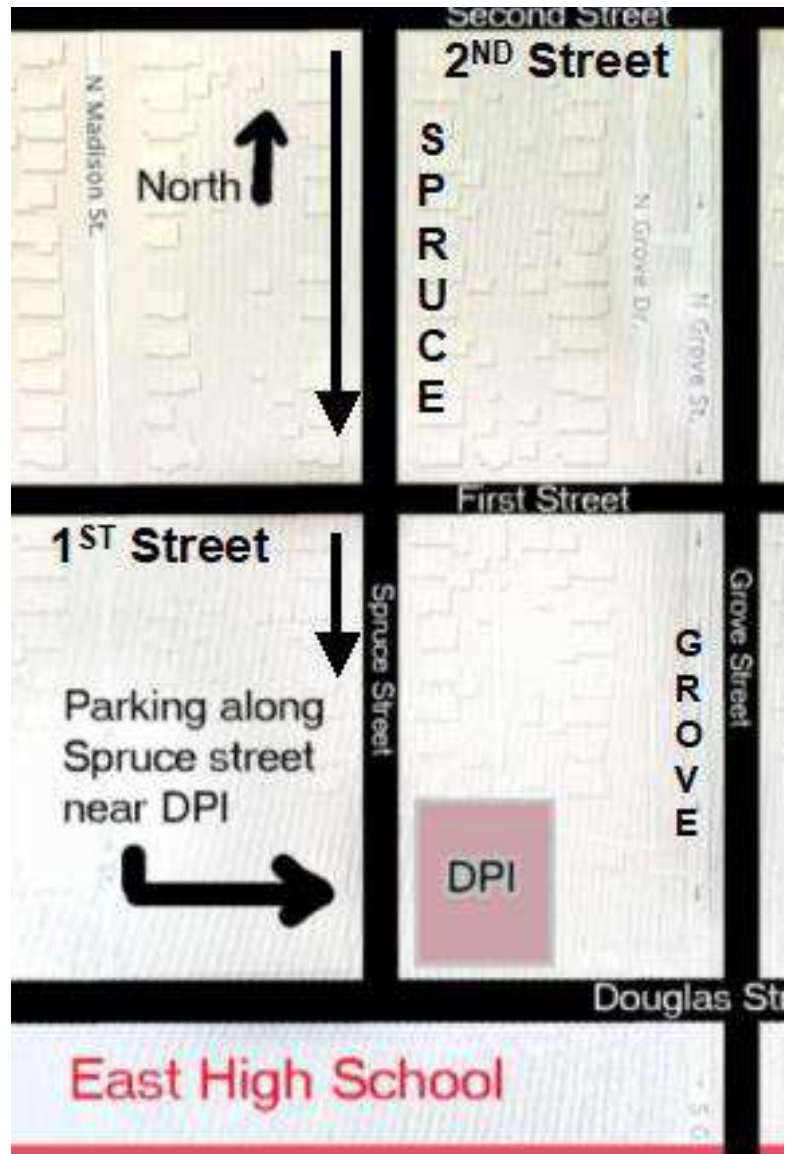
**The Automobilia Car Show & Party**  
is **Aug 3** and **Ric Wolford** has made  
parking & restroom arrangements for  
you at his business parking area at  
**Douglas Photographic Imaging!**

Come South on **SPRUCE** as shown  
on map at right > > > > >

*Have a safe month  
Dan and Shirley*

Daniel P. Johnson, PhD  
Creative Presentations

[DJsKreativ@aol.com](mailto:DJsKreativ@aol.com)  
316-641-1589



## IN THE REAR VIEW MIRROR



### HANK'S PRIZED PONY RIDES HOME!

*Pictorial on: trailer tie-downs, thread-chasing.*

The Midget Race Car was disassembled, modified, check-fitted for add-ons & changes, disassembled again, stripped clean, welded, media blasted, sanded, primed, sanded, primed again, and then was sent off to th' Boonies for a coat of shiny gray paint that any Navy fleet would be proud of.

Last weekend, Hank got Rod MacLean and

I to help him rescue his MG hostage from the painter. We loaded up extra moving blankets to make sure we had wraps for the freshly-painted parts to come back in Rod's SUV, like doors, fenders, and smaller parts.

Hank attached the metal ramps and overlaid them with custom wide plywood to accept the small casters under the rotisserie. The entire gig & shell rolled up & on with no problems.

Once on the road, it looked more like we were trying to escape detection down dusty farm roads with an alien trophy. It also got some good exposure to the drivers on both sides of the 4-lane highway coming back into Wichita.


If you wondered how best to tie something this delicately awkward to a trailer, this is a pictorial guideline.





Between trailer chains, ratchet straps and that all-purpose handy tie-down, WIRE, we got it snugged safely onto the trailer.

**REPEAT:** out behind your car, truck or trailer, whatever... **THINGS WILL FLY!**







Hank makes sure all of the tie-downs at the front and rear are solid and taut to prevent too much sway. Ties must be flexible and not too tight, so that paint isn't chafed nor body metal is distorted.

With Rod following in the SUV, we ALL kept a beady eye on the action of the straps in the road wind.

Actually, over the 45 minute transport, it DID move a fraction in the harness, but it arrived safe & in one piece!





At home, it's time to cut off the frame joined to the rollers holding up the rotisserie.



Next, with rollers still in place, jack up each of the ends of the rotisserie

Next, flip the shell for easy chasing of all the threads on exposed nuts, bolts and captive nuts inside & outside the shell.

Pull away the locking frame.





*(Know of anyone who needs a rotisserie?)*



Use heavy-duty sawhorses covered with cloth to hold the shell for mounting parts.



Adjust the height to accommodate the horse under the wheelwell.





With the shell absolutely stable and solidly mounted on the sawhorses, the task of chasing all the threads on all the bolts & nuts & holes in the body can begin.







Now it's time to assemble this Chinese Puzzle.

Note that all of the smaller painted parts, doors & fenders are safely high on shelves and away from small animals!

**NEXT: Re-install all the shiny bits and ancillary equipment.**

***(Now, where...?)***



# HARRY'S TRACK TALK



If you'd like to follow up on MORE DETAIL on Harry's events & happenings,

**GO TO VIDEOS SHOWN AT LEFT:**

[https://youtube.com/shorts/phwo8KI8i\\_M?si=xgS8LUkfMmv1kbq3](https://youtube.com/shorts/phwo8KI8i_M?si=xgS8LUkfMmv1kbq3)

I finally made an appearance in a **24 Hours Lemons Video!** I fully expect to be nominated for an Academy Award based on my stellar performance as the town drunk. Enjoy.

[https://youtube.com/shorts/phwo8KI8i\\_M?si=e2NWZsnfGAHY0GL5](https://youtube.com/shorts/phwo8KI8i_M?si=e2NWZsnfGAHY0GL5)



**ALSO:**

HUNT FOR THE VIDEO SHOWN BELOW



Frontier Justice | Hallett '24 | 24 Hours of Lemons

Oh yeah, the racing...

We finished 14th of a 40-car field and Fourth in class.

That's me in the **Stars and Stripes Camaro** coming off track at the end of the race Sunday. Great car and great people in **The Loose Nuts Racing Team**.

*Harry Price*





# **BRAUM'S**

**SENECA AND DOUGLAS**

**SATURDAY NIGHTS 6 PM**

**LIARS CLUB ALWAYS IN SESSION.**





# **AUGUST 2024 CAR SHOWS KANSAS**

Leavenworth Car Club Car Show

**August 10th, 2024.**

Ray Miller Park, Leavenworth, Ks

Wakefield Birthday Bash Car Show

**August 24, 2024**

\$20.00 registration, 12 Judged classes

Caldwell, Kansas

37th Annual Border Queen Cruisers All

Wheels Car Show

**August 31, 2024**

CALDWELL CITY PARK.

Goddard, Kansas

8th Annual Car Show

Dove Estates Senior Living.

**September 20, 2024** Music with **Roadhouse Saints**, meal deal, awards, and giveaways!



**Thanks to CLASSIC MG MAGAZINE, here's a snowy something to get you through August...**



**Classic MG Magazine**

No heated cabin, no GPS, no four-wheel drive and traction control. Just an MG with two intrepid travelers inside. (Andrew Gowans and Hunter Region MG Car Club)

FRI AT 7:00 AM

 MESSAGE CLASSIC MG MAGAZINE



# GRIZZLED BUT GUTSY WITH REAL POSSIBILITIES!

*BCCW rec'd a note from Roger that you MGB owners & Wannabes should take a squint at:*

Roger Elliott <elliotttr@rmi.net>  
Date: 6/16/24 12:59 PM (GMT-06:00)  
(Roger is the contact for Missy Wurtz)  
Roger Elliott (of KC), elliotttr@rmi.net has a

## 1980 MGB FOR SALE.

Hi All,


Before the last meeting I was approached by a dentist whose office is in the same shopping center as Pegah's (KC). The dentist has a friend whose husband died recently and left a **1980 MGB** in the barn. Yes, I know, MG not a Triumph, but there are clubs with MGs.

Here is email I got from her & pictures of the car.

***"It hasn't been running for a while and needs some work. Here are a few pics. We moved to Shawnee in 2012- I drove the MG here and might have taken a spin or 2 in the following year or so. Other than that, it's been in the barn here.***

***Thanks for reviewing the pics- I can clean it up over the next few days and send better photos.***

***I'd like to get this in the hands of someone who would love on it like Paul did and would be very fair on pricing." Best regards, Missy Wurtz***





# BUGEYE 1960 OLD & NEW - PARTS FOR SALE!

948 CC ENGINE RAN WHEN REMOVED  
 OLD CARB BODIES TO BE REBUILT - \$300

TRANSMISSION OK BEFORE REMOVAL - \$125

NEW in box HEAVY DUTY CLUTCH \$60


STOCK AIR CLEANER BOXES,  
 WITH NEW IN BOX K&N FILTERS

PLUS LOTS OF OLD PIECES FROM REBUILD.

CALL KEITH TO GET BETTER DESCRIPTION OF  
 BALANCE OF PARTS TO TAKE HOME FREE,  
 BUT YOU HAVE TO TAKE IT ALL.

KEITH SMITH 785-643-6817  
 Kstrl.4488@outlook.com.

# RAG TAG HUMOR



## MEMBERSHIP APPLICATION

### *The British Car Club of Wichita, Ks*

Make Checks Payable to BCCW  
 Mail: Tammy Vandruff, 700 South  
 Madison, Wichita, Ks 67211

Name(s) \_\_\_\_\_  
 YOUR NAME MATE

STREET & NUMBER CITY STATE ZIP

EMAIL \_\_\_\_\_

HOME OR MOBILE PHONE \_\_\_\_\_

### VEHICLES:

MODEL	YEAR	MAKE
MODEL	YEAR	MAKE
MODEL	YEAR	MAKE

Membership Dues: **\$10** for the full year.  
 NEW memberships prorated per months  
 remaining in year. All renewals at full amount.

**MOSS CATALOGUE PAPER TRIUMPH TR 3 ON LAST PAGE!**



Our Thanks to 1992 Moss Motoring Magazine for this fine paper TR 3.

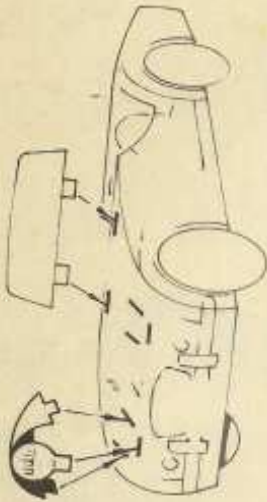
**Moss Motoring**

# Free TR3! No. 3 in the Moss British Sports Car Collection

TO ASSEMBLE YOUR TR3, WE RECOMMEND THAT YOU GLUE THE CUTOUT TO A PIECE OF PAPER TO STIFFEN IT

AFTER CUTTING OUT YOUR NEW CAR, FOLD OVER TABS, THEN ROLL OVER FRONT AND REAR BODY PANELS


LOCATE WINDSHIELD WITH SLOTS IN HOOD



CUT OUT HEADLAMP, FOLD AS SHOWN AND POSITION IN SLOTS ON HOOD



CUT OUT STEERING WHEEL (INSIDE TOO) AND GLUE IN PLACE



FOLD UP SEAT BACK

FOLD TAB "A" AND TAPE UNDER HOOD

FOLD DOWN REAR SEAT "B" TAPE TO SEAT/FLOORBOARD